

How to Dispose of Household Waste and Recyclables

Higashikurume City, Waste Management Section

Address Higashikurume City Hachiman-cho 2-10-10

☎ 042-473-2117

Designated phone number for Oversize Items ☎ 042-473-2118

Website <http://www.city.higashikurume.lg.jp>

※Household waste and recyclables should be set out by 8:30 A.M. on the specified collection date.

Collection date

●Waste will not be collected on Saturdays and Sundays.
Waste collection on holidays will be advised through public information, etc.

Area \ Date	Monday	Tuesday	Wednesday	Thursday	Friday
East Region	Plastic Containers/ Packaging • PET Bottles	Burnable garbage • Bottles	Non-burnable garbage • Hazardous Waste	Cans • Paper Waste • Clothing and Cloth	Burnable garbage • Bottles
West Region	Burnable garbage • Bottles	Plastic Containers/ Packaging • PET Bottles	Non-burnable garbage • Hazardous Waste	Burnable garbage • Bottles	Cans • Paper Waste • Clothing and Cloth

East Region : 《Hikawadai》《Kanayamacho》《Uenohara》《Shinhouchou》《Daimoncho》《Higashihoncho》《Shinkawacho》
《Sengencho》《Honcho》《Gakuencho》《Hibarigaokadanchi》《Minamisawa》《Cyuocho》

West Region : 《Koyama》《Saiwaicho》《Nobidome》《Hachimancho》《Shimosato》《Minamicho》《Maesawa》《Yayoi》
《Takiyama》《Yanagikubo》

Rule to dispose of Waste

<No.1> Waste from businesses cannot be collected by the City.

<No.2> Household waste and recyclable garbage should be set out by 8:30 AM on the designated collection date. Household waste should be separated into different bags according to types.

<No.3> If household waste is improperly thrown out, such as putting it out on the wrong collection date or not separated properly, a warning label sticker will be attached to the garbage bag and left uncollected.

<No.4> Up to 5 bags can be set out on the collection date. If more than 5 bags are needed to be disposed of on the same day, please contact the Waste Management Section or bring them to the Ryusen-en-Kumiai (the City Garbage Disposal Plant).

<Others> The collection time may be delayed or even cancelled due to inclement weather such as a strong winds or heavy snow.

Please purchase designated collection bags at retail stores, supermarkets, or the convenience stores in the city. You can check the names of the dealers that sells the designated collection bags on the city's website.

Burnable garbage, non-burnable garbage, plastic containers/packaging are to be separated into separate designated collection bags.



◇Fee of designated collection bag 【per set(ten pieces)】

	5 l (Mini)	10 l (Small)	20 l (Medium)	40 l (Large)
Burnable garbage	¥100	¥200	¥400	¥800
Non-burnable garbage	—	¥200	¥400	—
Plastic Containers/ Packaging	—	¥100	¥200	¥400

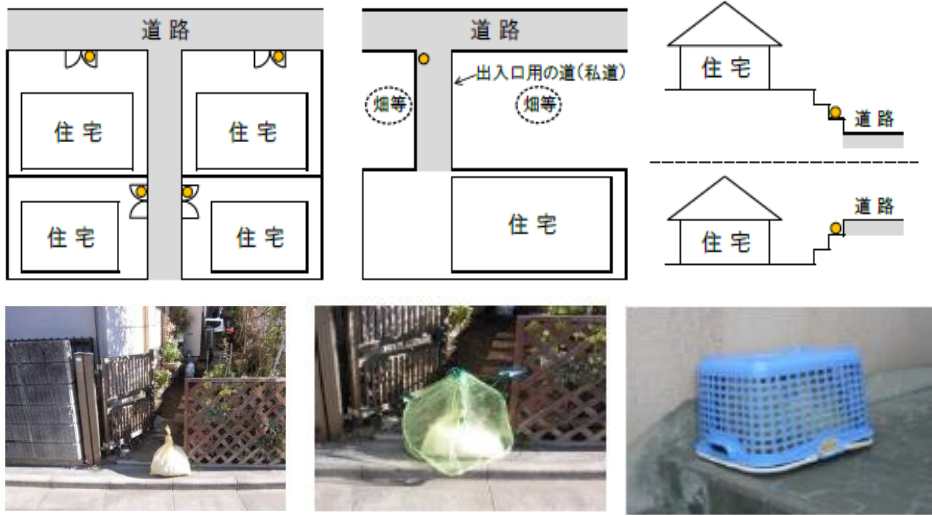
□ Individual collection for each of household garbage and recyclables, but not including small household appliances.

For those who live in single-family homes

● Individual collection

Please set out your garbage at a visible area from the road within your property boundaries by 8:30 A.M.

Example

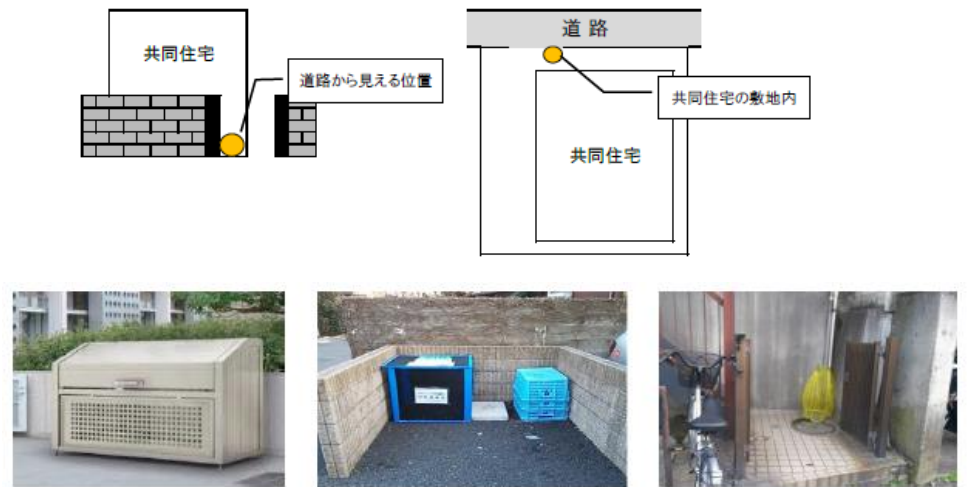


For those who live in apartments

● Collection at the point of disposal

Please take your garbage to the point of disposal at your complex.

Example



For those who live in duplex apartments

Attention : The entrance hall of all rooms facing the road where vehicles pass through on the condition that there is no-specified collection area for your apartment.

Example



Items that are collected free of charge

※Please dispose of these items in a transparent or semi-transparent plastic bag on the day of collection for burnable garbage.

- Disposable paper diapers
- small amount of pruned branches (within 10cm thick), raked leaves, grass

※Please remove all excrement waste before disposal. ※up to 3 bags per collection.



Non-recyclable branches

※Non-recyclable branches are bamboo, palm, oleander, ginkgo, and other thorny tree.



Burnable garbage

Please put the garbage into a bag and tie up the bag.

● Main items

Kitchen trash (drain moisture before dispose), non-recyclable papers (example: soiled papers, odorized paper), soiled clothes and cloth, fireworks and cigarette (Please soak in water before dispose), pillow, cushion, doormats, and items that need to be burned for hygiene purpose (example: mat for pets) etc...



For long length burnable garbage, please break into approximately one-third the size into the designated collection bag.



Non-burnable garbage

Place garbage into a bag and tie it up.

●Main items

Ceramics, glass, leather products, rubber items, tubes, metals, plastic (containers with the plastic wrapping removed), Compound material, CDs, record disks, plastic wrapping which used with leftovers, stained plastic containers/packaging, bottles of cosmetics, dangerous materials such as breakables, etc...



Attention!

Please put the dangerous materials in a designated collection bag after wrapped in newspaper or rag cloth rags with a note stating “キケン” [meaning dangerous].



Long Non-burnable garbage put approximately a one-third of it into a designated collection bag.



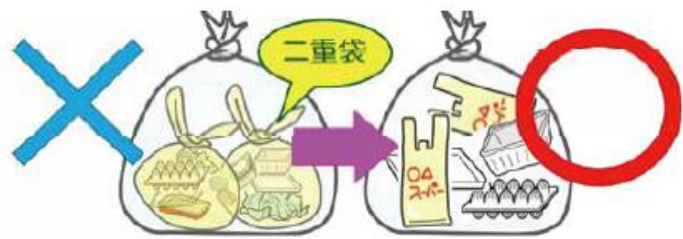
Plastic Containers/Packaging

Put garbage into a bag and tie it up.

●Main items

Plastic bags, wrappings, and containers used when buying groceries, and those plastic materials become useless after contents are used up.

Plastic mark



Attention!

The garbage disposed in a plastic bag and double packed in the designated collection bag can't be collected. Because we can't check contents inside.

Stained plastic containers/packaging that cannot be washed clean should be disposed as non-burnable garbage.

If items are clean after washing they can be disposed of as plastic containers/packaging.

Bottles

Make sure bottles are empty and clean.

●Main items: Bottles contained food and drink (example: liquor, jam, seasonings)

	Remove the lid and rinse the bottle		For those who live in single-family homes		For those who live in apartments	

Cans

Make sure cans are empty and clean.

●Main items: Cans contained food and drink (example: soft drinks, liquors, canned foods)

	Remove the lid (other than metal) and rinse the can		For those who live in single-family homes		For those who live in apartments	

PET Bottles

Make sure PET bottles are empty and clean.

●Main items: PET Bottle contained foods and drinks (Example: soft drinks, liquors, seasonings)

		Remove the lid and the plastic label, and rinse the PET bottle		For those who live in single-family homes		For those who live in apartments	

Hazardous Waste

●Main items

Fluorescent lights, all types of batteries, mercurial thermometers, cigarette lighters and aerosol spray cans(make sure contents are empty), video tapes, cassette tapes



Put each items in a separate transparent or semitransparent bag, and dispose of it.



Attention!

Please dispose of the aerosol spray cans after the liquid is completely used. Please make sure that there are no damage or punctured holes in the cans thus making it dangerous for handling. If the liquid inside the can is not completely used up, please leave a note that there is liquid remaining in the can (ex. “中身有り” which means content remains inside).

Paper

○Newspapers



- Advertising flyers can be disposed together with newspaper.
- Bundle them with strings or put into a bag and dispose it.

○Cardboards



- Make flat and bundle with strings them, dispose it.

○Beverage cartons



○Magazines • Papers

●Main items

Magazines, brochures, core of the toilet paper and wrapping paper, confection box, tissue box(peeling off vinyl), envelopes and postcards(except photograph print and crimped postcard), shredded papers, notebooks, calendars and packaging box(to remove metal fittings and plastics), etc...



- Bundle them with strings or put into a paper bag and dispose it.
- Please put shredded papers in a paper bag or plastic bag, and tie up a bag with a note reading “シュレッダー紙” [meaning shredded papers].

◎Paper items are collected even on rainy days.

Rags

●Main items : Underwears, towels, sheets, socks, handkerchiefs, scarfs, blankets(wool or acrylic), jackets, shirts, sweaters, pants, jeans, polo shirts, t-shirts, etc...



※Please do not dispose rags on rainy days.

Pruned branches



Please put a note stating “枝リサイクル” [meaning branch recycling] on a bag or on the bunch of branches.



◎ Apply for collection to Waste Management Section by telephone. The city pickups the garbage at your home. (only cut by yourself)

○Items needed to be notified on the telephone for pick up are:

- amount, thickness and kind of the branch
- address
- name
- phone number

Attention!

◎The length of branches must be cut under 50cm. Please bundle them the size of under 30cm in diameter, or put them in a 45 liter requirement bag.

◎If there is caterpillars or other worms, please get rid of them first, and then set out.

◎Roots of the tree without soil can be collected.

Small household appliances

Use the box installed at facilities of the City (available opening hours)

- Within 35cm×15cm, Oversize items are excluded.



Collection sites

City Hall head office(★)	Chucho District Center
Eastern Region Center	Hachimanchō District Center
Nobidome District Center	Western Region Center
Minamicho District Center	Sengencho District Center
Southern Region Center	Waste Management Section(★)
Higashikurume City Wakuwaku Health Plaza	Uenohara Communication Place 6TH Elementary School
Youth Center	Koyama Elementary School

● Main items : Videos, digital cameras, stationeries, portable game machines, CDs, MD players (portable), cables, IC recorders, keyboards (PC use), computer mouses, routers, modems, electronic calculators, remote controllers, electronic dictionaries, telephones (with fax function is excluded), portable radios, digital watches, flashlights, hair dryers, electronic sphygmomanometers, electronic thermometers, note PCs(★), Cellular phones(★)

★=Dispose at only City Hall head office and Waste Management Section (to bring it in)

Attention! Note PC and cellular phones have to have the personal information deleted before dispose.

Designated phone number for the collection of oversize items ☎ 042-473-2118

Rules of any oversized for households that are 30cm or larger on any one side before disassembling.

①Please contact for collection by telephone or FAX(042-477-6755) in advance and follow the instruction given below.

○Advise on the telephone or FAX :

- items, amount and size
- address
- name
- phone(fax) number

②Please purchase the oversized item handling fee label stickers, which are the equivalent to the collection fee, before the collection day.

- The Handling Fee differs by each item. So please check at the time of application.
 - Purchase the handling fee label sticker at the designated dealers (check name of dealers on the City' s website)
- ※Refund is not possible for the “oversize item handling fee label stickers” once they are purchased.



Please be sure to phone to check and then apply for collection before actually purchasing the label.

③Please attach the label sticker to each oversize item and write your name and application date on each label sticker.

④Please place your oversize item at a location on your property facing to the street or a designated area before 8:30A.M. on the specified collection date.

- The date of pick up can be set, but not the exact time.

Items that cannot be collected by the City

Household electric appliances stipulated by the Electric Appliance Recycling Law.

●Main items

TVs, Air conditioners, Refrigerators , Freezers, Laundry machines, Clothes dryers



○How to dispose of household electric appliances stipulated by the electric appliance recycling law

Method1 Ask the stores of purchase or retail shop that sell these items.

Method2 After having purchased “a household appliance recycling ticket”(can buy at post office) , bring it into “the household appliance recycling product counter”.

Method3 Ask a transport company to bring items to the handling counter for the household appliance recycling product.

Transport company

Name	Adress	Telephone number
Yamashita-syouzi	Higashikurumeshi Hachimancho2-11-53	042-473-3761
Toho-unyu	Higashikurumeshi Saiwaicho4-6-12	042-474-4111
Taisei-unyu	Higashikurumeshi Hachimancho3-10-8	042-471-1155

Waste from businesses or offices

PC

- Please apply directly to the manufacturing company to handle your used items.
- For self-made computers, please apply with the PC3R Promotion Association.

PC3R Promotion Association

TEL:03-5282-7685 FAX:03-3233-6091

Website <http://www.pc3r.jp>

Items that are difficult to handle at Ryusen-en-kumiai(middle processing facilities)

●Main items

Motorcycles, oil heaters, interior-spring mattress, construction wastes, motor parts, fire extinguishers, tires, all of batteries, pianos, syringes, stones, soil, bowling balls, liquids such as oil or the paint, pesticides, etc...